






# Hydraulic Accessory Parts

Part No.	Description		Weight
AQD-1010	1" Quick Disconnect-Complete		5#
AQM-1010	1" Male Coupler End		2#
AQF-1010	1" Female Coupler End		2#
ARM-1010	Rapid Mount Assembly		1#
LPBV-20	1-1/4" Low Pressure Ball Valve		1#