










REEFER ASSEMBLY PARTS

Part No.	Description		Weight
FGA-2200	Fuel Float Gauge		2#
PRT-2200	Pick-Up/Return Tube, 1/2" NPT x 1/4" NPT		1#
FNC-2000	2" Female Non-Vented Cap		2#
ASV-0500	1/2" NPT Anti-Spill Vent		2#
BCV-0500	Bottom Check Valve, Drain & Plug - 1/2" NPT		1#
RMK-824	Heavy Duty Cradle Brackets (Radius is rubber lined)		12#
ASA-5852S ASA-6257S	Stainless Steel Strap Complete Use Part No. ASA-5852S--22" Tank Use Part No. ASA-6257S--24" Tank		5#
ASK-205-R	Frame Mounting Hardware		3#
Option: FNC-2000-LC	2" Female Non-Vented Locking Cap		2#